

Consolidated Report on Stakeholders Feedback

For Academic session Jan to May 2020

The feedback has been taken from following stakeholders:

I) *Students:*

i. Students' feedback on effectiveness of teachers

ii. Students' feedback on syllabus

Students' feedback is collected after every semester.

II) *Teachers:* Teachers feedback is collected at the end of every I , II ,III and IV Sem.

III) *Employers:*

Feedback from employers is mainly on attributes displayed by interning students. The curriculum is expected to help students develop competencies and certain positive work attributes, hence these have been focused upon. Feedback from employer is collected once in a year.

IV) *Alumni*

V) *Parents*

Please Note:

1. Feedback of employers ,alumni and parents is collected once every year
2. Number of employers, alumni and parents varies from year to year and is mainly based on their availability and convenience.

Student feedback on effectiveness of teachers**Semester –II–Common Subjects -Total Students Enrolled: 50****Total students: 38**

The percentages given below represent totals of Excellent and V.Good ratings (5 and 4 ratings) only.

Sr. No	Parameters	Percentages (%)								
		Mr. Sidhwani (201)	Vaishali Patil. (202)	Dr.Abhijeet (203)	Bindiya (204)	Dr.Nanwani (205)	Dr.Smita I. (208)	VaishaliDhawane (209)	Dr.Abhijeet (215)	Vaishali D.(292)
1	Faculty has well planned sessions	78.95	81.58	81.58	84.21	78.95	63.16	84.21	81.58	81.58
2	Faculty is a good motivator	73.68	76.32	84.21	71.05	78.95	63.16	73.68	84.21	76.32
3	Modern teaching aids, power point presentations, Web- resources, etc. are used by the faculty	86.84	71.05	78.95	78.95	84.21	60.53	73.68	76.32	76.32
4	Is patient in handling questions	84.21	81.58	84.21	81.58	81.58	68.42	81.58	84.21	76.32
5	Adjusts pace of class to the students level of understanding	73.68	84.21	81.58	76.32	81.58	63.16	81.58	84.21	81.58
6	Faculty effectively directs and stimulates discussion	84.21	78.95	84.21	81.58	84.21	71.05	73.68	84.21	78.95
7	Faculty keeps a good balance between theory and application	73.68	76.32	78.95	81.58	76.32	71.05	78.95	78.95	78.95
8	Faculty shows availability beyond normal classes	73.68	78.95	78.95	78.95	81.58	76.32	76.32	78.95	76.32
9	Faculty shares latest information related to the course	76.32	76.32	78.95	81.58	81.58	73.68	76.32	78.95	73.68
10	Sensible assignments are given by the faculty	89.47	89.47	89.47	76.32	89.47	65.79	89.47	89.47	89.47
11	Faculty is regular and punctual in Class	92.11	84.21	84.21	84.21	84.21	84.21	86.84	86.84	86.84
12	Faculty has a good Class control	86.84	81.58	84.21	84.21	84.21	78.95	81.58	84.21	81.58
13	Faculty completes syllabus on time	84.21	81.58	81.58	86.84	84.21	68.42	81.58	81.58	81.58
14	Faculty focuses on Course and Program Outcomes	73.68	76.32	76.32	78.95	78.95	71.05	73.68	76.32	71.05

Student's feedback on effectiveness of Teachers**Semester-II-Sem.-II (Finance Specialization)****Total enrolled Students: 24****Total Students: 22**

Sr. no	Parameters	Percentages (%)			
		Vaishali P. (205)	Shruti S. (206)	CA Pillai (219)	Shruti S. (223)
1	Faculty has well planned sessions	81.82	77.27	72.73	72.73
2	Faculty is a good motivator	86.36	86.36	77.27	81.82
3	Modern teaching aids,power point presentations,Web-resources,etc.are used by the faculty	86.36	72.73	68.18	68.18
4	Is patient in handling questions	86.36	86.36	77.27	81.82
5	Adjusts pace of class to the students level of understanding	86.36	86.36	81.82	86.36
6	Faculty effectively directs and stimulates discussion	81.82	81.82	81.82	81.82
7	Faculty keeps a good balance between theory and application	86.36	77.27	77.27	86.36
8	Faculty shows availability beyond normal classes	81.82	81.82	81.82	77.27
9	Faculty shares latest information related to the course	86.36	81.82	81.82	81.82
10	Sensible assignments are given by the faculty	86.36	81.82	77.27	81.82
11	Faculty is regular and punctual in Class	81.82	81.82	81.82	81.82
12	Faculty has a good Class control	81.82	81.82	81.82	81.82
13	Faculty completes syllabus on time	81.82	81.82	77.27	81.82
14	Faculty focuses on course and Program outcomes	86.36	81.82	81.82	81.82

Student's feedback on effectiveness of Teachers**Semester-II-Sem.-II (HRM Specialization)****Total enrolled Students: 13****Total Students: 10**

Sr. no	Parameters		Percentages(%)		
		VaishaliDhawane (205)	Dr.Abhijeet (206)	Shruti S (222)	Vaishali D. (218)
1	Faculty has well planned sessions	90.00	90.00	80.00	90.00
2	Faculty is a good motivator	90.00	100.00	80.00	80.00
3	Modern teaching aids,power point presentations,Web-resources,etc.are used by the faculty	90.00	90.00	70.00	80.00
4	Is patient in handling questions	90.00	90.00	70.00	90.00
5	Adjusts pace of class to the students level of understanding	80.00	90.00	70.00	80.00
6	Faculty effectively directs and stimulates discussion	90.00	90.00	70.00	80.00
7	Faculty keeps a good balance between theory and application	90.00	100.00	70.00	90.00
8	Faculty shows availability beyond normal classes	90.00	100.00	70.00	90.00
9	Faculty shares latest information related to the course	90.00	100.00	70.00	90.00
10	Sensible assignments are given by the faculty	90.00	100.00	80.00	90.00
11	Faculty is regular and punctual in Class	90.00	100.00	80.00	90.00
12	Faculty has a good Class control	100.00	100.00	80.00	90.00
13	Faculty completes syllabus on time	90.00	90.00	70.00	80.00
14	Faculty focuses on course and Program outcomes	90.00	100.00	80.00	90.00

Students' feedback on effectiveness of Teachers
Semester-II-Sem.-II (Marketing Specialization)
Total enrolled Students: 9
Total Students: 8

Sr. no	Parameters	Percentages (%)			
		Dr.Smita I (205)	Bindiya R. (206)	Dr.Abhijeet (220)	Bindiya (219)
1	Faculty has well planned sessions	62.50	62.50	62.50	62.50
2	Faculty is a good motivator	37.50	62.50	75.00	62.50
3	Modern teaching aids,power point presentations,Web-resources,etc.are used by the faculty	37.50	62.50	62.50	62.50
4	Is patient in handling questions	37.50	75.00	75.00	75.00
5	Adjusts pace of class to the students level of understanding	37.50	75.00	75.00	75.00
6	Faculty effectively directs and stimulates discussion	37.50	62.50	50.00	62.50
7	Faculty keeps a good balance between theory and application	62.50	62.50	62.50	62.50
8	Faculty shows availability beyond normal classes	62.50	75.00	75.00	75.00
9	Faculty shares latest information related to the course	62.50	62.50	62.50	62.50
10	Sensible assignments are given by the faculty	37.50	62.50	62.50	62.50
11	Faculty is regular and punctual in Class	62.50	75.00	62.50	75.00
12	Faculty has a good Class control	37.50	75.00	75.00	75.00
13	Faculty completes syllabus on time	37.50	100.00	100.00	100.00
14	Faculty focuses on course and Program outcomes	62.50	75.00	75.00	75.00

Students feedback on effectiveness of Teachers
Semester-II-Sem.-II (Business Analytics Specialization)

Total enrolled Students: 4

Total Students: 4

Sr. no	Parameters	Percentages(%)			
		Dr.Abhijeet (205)	Dr.Abhijeet (206)	Dr.Abhijeet (220)	Dr.Abhijeet (221)
1	Faculty has well planned sessions	100.00	100.00	100.00	100.00
2	Faculty is a good motivator	100.00	100.00	75.00	100.00
3	Modern teaching aids,power point presentations,Web-resources,etc.are used by the faculty	100.00	100.00	100.00	100.00
4	Is patient in handling questions	100.00	100.00	100.00	100.00
5	Adjusts pace of class to the students level of understanding	75.00	75.00	75.00	75.00
6	Faculty effectively directs and stimulates discussion	75.00	75.00	75.00	75.00
7	Faculty keeps a good balance between theory and application	100.00	100.00	100.00	100.00
8	Faculty shows availability beyond normal classes	100.00	100.00	100.00	100.00
9	Faculty shares latest information related to the course	100.00	100.00	100.00	100.00
10	Sensible assignments are given by the faculty	100.00	100.00	100.00	100.00
11	Faculty is regular and punctual in Class	100.00	100.00	100.00	100.00
12	Faculty has a good Class control	75.00	100.00	75.00	100.00
13	Faculty completes syllabus on time	100.00	75.00	100.00	100.00
14	Faculty focuses on course and Program outcomes	50.00	50.00	50.00	50.00

Student feedback on effectiveness of teachers**Semester –IV (Common Subjects)****Total Students Enrolled: 57****Total students: 45**

The percentages given below represent totals of Excellent and V.Good ratings (5 and 4 ratings) only.

Sr. no	Parameters	Percentages (%)		
		Mr. Sidhwani 401	VaishaliDhawane(492)	SmitaIyer(CSR)
1	Faculty has well planned sessions	66.67	71.11	48.89
2	Faculty is a good motivator	57.78	60.00	46.67
3	Modern teaching aids,power point presentations,Web-resources,etc.are used by the faculty	75.56	64.44	55.56
4	Is patient in handling questions	64.44	62.22	44.44
5	Adjusts pace of class to the students level of understanding	62.22	57.78	37.78
6	Faculty effectively directs and stimulates discussion	60.00	62.22	51.11
7	Faculty keeps a good balance between theory and application	64.44	64.44	44.44
8	Faculty shows availability beyond normal classes	53.33	64.44	48.89
9	Faculty shares latest information related to the course	71.11	66.67	60.00
10	Sensible assignments are given by the faculty	71.11	64.44	40.00
11	Faculty is regular and punctual in Class	75.56	77.78	62.22
12	Faculty has a good Class control	68.89	62.22	55.56
13	Faculty completes syllabus on time	71.11	62.22	42.22
14	Faculty focuses on course and Program outcomes	71.11	62.22	51.11

Student feedback on effectiveness of teachers**Semester –IV (Financespecialization)****Total enrolled Students: 28****Total students: 23**

The percentages given below represent totals of Excellent and V. Good ratings (5 and 4 ratings) only.

Sr. no	Parameters	Percentages (%)					
		Vaishali P(403)	Dr.SmitaIyer(404)	Dr.Abhijeet K .(406)	Vaishali P(408)	Vaishali P(409)	Shruti Sharma (414)
1	Faculty has well planned sessions	78.26	30.43	52.17	78.26	73.91	52.17
2	Faculty is a good motivator	69.57	39.13	69.57	73.91	73.91	65.22
3	Modern teaching aids,power point presentations,Web-resources,etc.are used by the faculty	65.22	47.83	60.87	65.22	65.22	60.87
4	Is patient in handling questions	73.91	52.17	69.57	69.57	69.57	60.87
5	Adjusts pace of class to the students level of understanding	73.91	34.78	69.57	78.26	73.91	65.22
6	Faculty effectively directs and stimulates discussion	69.57	47.83	56.52	69.57	65.22	69.57
7	Faculty keeps a good balance between theory and application	73.91	39.13	69.57	78.26	73.91	69.57
8	Faculty shows availability beyond normal classes	78.26	39.13	69.57	78.26	73.91	56.52
9	Faculty shares latest information related to the course	78.26	73.91	78.26	86.96	82.61	73.91
10	Sensible assignments are given by the faculty	69.57	34.78	73.91	78.26	69.57	69.57
11	Faculty is regular and punctual in Class	73.91	52.17	73.91	78.26	78.26	73.91
12	Faculty has a good Class control	65.22	65.22	52.17	60.87	60.87	56.52
13	Faculty completes syllabus on time	78.26	39.13	69.57	82.61	82.61	65.22
14	Faculty focuses on Course and Program Outcomes	78.26	65.22	65.22	78.26	73.91	65.22

Student feedback on effectiveness of teachers**Semester –IV(HR specialization)****Total enrolled Students: 17****Total students: 17**

The percentages given below represent totals of Excellent and V.Good ratings (5 and 4 ratings) only.

Sr. no	Parameters	Percentages (%)					
		Dr.Abhijeet (403)	Vaishali D.(404)	Shruti S.(408)	Shruti S.(409)	Dr.Smita I (410)	Vaishali D. (416)
1	Faculty has well planned sessions	76.47	88.24	70.59	64.71	64.71	88.24
2	Faculty is a good motivator	88.24	88.24	82.35	82.35	58.82	82.35
3	Modern teaching aids,power point presentations,Web-resources,etc.are used by the faculty	88.24	82.35	70.59	64.71	58.82	82.35
4	Is patient in handling questions	88.24	88.24	76.47	76.47	58.82	82.35
5	Adjusts pace of class to the students level of understanding	58.82	88.24	41.18	47.06	64.71	88.24
6	Faculty effectively directs and stimulates discussion	88.24	88.24	76.47	76.47	58.82	88.24
7	Faculty keeps a good balance between theory and application	58.82	58.82	52.94	52.94	29.41	88.24
8	Faculty shows availability beyond normal classes	88.24	58.82	76.47	76.47	29.41	58.82
9	Faculty shares latest information related to the course	52.94	58.82	82.35	82.35	64.71	82.35
10	Sensible assignments are given by the faculty	88.24	58.82	47.06	70.59	52.94	88.24
11	Faculty is regular and punctual in Class	88.24	52.94	82.35	82.35	52.94	58.82
12	Faculty has a good Class control	88.24	58.82	82.35	82.35	70.59	52.94
13	Faculty completes syllabus on time	88.24	88.24	82.35	82.35	58.82	88.24
14	Faculty focuses on Course and Program Outcomes	58.82	58.82	52.94	52.94	35.29	58.82

Student feedback on effectiveness of teachers**Semester –IV(Marketing specialization)****Total enrolled Students: 12****Total students: 09**

The percentages given below represent totals of Excellent and V.Good ratings (5 and 4 ratings) only.

Sr. no	Parameters	Percentages (%)					
		Bindiya - 403	Vaishali Dhawane- 404	Bindiya- 405	Bindiya- 407	Dr.Abhijeet- 413	Shruti S. -415
1	Faculty has well planned sessions	66.67	55.56	66.67	66.67	44.44	44.44
2	Faculty is a good motivator	77.78	77.78	77.78	77.78	66.67	66.67
3	Modern teaching aids,power point presentations,Web-resources,etc.are used by the faculty	66.67	66.67	66.67	66.67	55.56	37.50
4	Is patient in handling questions	66.67	77.78	66.67	66.67	66.67	44.44
5	Adjusts pace of class to the students level of understanding	66.67	66.67	66.67	66.67	55.56	44.44
6	Faculty effectively directs and stimulates discussion	66.67	66.67	66.67	66.67	33.33	44.44
7	Faculty keeps a good balance between theory and application	66.67	66.67	66.67	66.67	66.67	55.56
8	Faculty shows availability beyond normal classes	66.67	66.67	55.56	77.78	55.56	55.56
9	Faculty shares latest information related to the course	77.78	77.78	77.78	77.78	33.33	55.56
10	Sensible assignments are given by the faculty	77.78	77.78	77.78	77.78	55.56	55.56
11	Faculty is regular and punctual in Class	66.67	77.78	77.78	77.78	44.44	55.56
12	Faculty has a good Class control	66.67	55.56	66.67	66.67	55.56	55.56
13	Faculty completes syllabus on time	66.67	77.78	66.67	66.67	55.56	55.56
14	Faculty focuses on Course and Program Outcomes	77.78	66.67	77.78	77.78	66.67	55.56

Student feedback on syllabus

Semester: II

Total enrolled Students: 50

Number of students participated in the feedback: 35

Semester-I offers the following subjects and feedback is taken on the same.

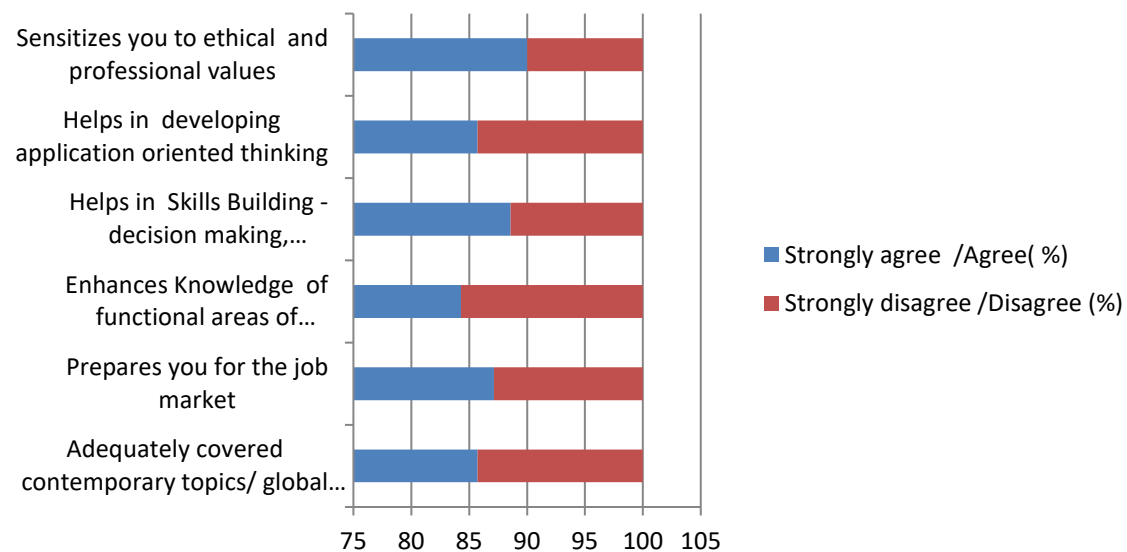
Semester-II

Common	Marketing Specialization	Finance Specialization	Human Resource Specialization
201-GC-Marketing Mgmt (MM)	205-MKT-01 Marketing Research	205-FIN-SC-01 Financial Markets and Banking Operations	205-HR-SC-01 Competency based HR
202-GC-Financial Mgmt (FM)	206-MKT-02 Consumer Behaviour	206-FIN-SC-02 personal Financial Planning	206-HR-SC-02 Employee Relations & Labour Legislation
203-GC-Human Resource Mgmt (HRM)	219-MKT-SE-IL- Personal Selling Lab	219-FIN-SE-IL- Direct Taxation	205-HR-SE-IL Lab in Recruitment and Selection HRM
204-GC-Operations & Supply Chain Mgmt (OSCM)	220-MKT-SE-IL- Digital Marketing	223-FIN-SE-IL Fundamentals of Life Insurance and Product and underwriting	222-HR-SE-IL Conflict and Negotiation Management
207-GE-UL-Contemporary Framework in Management (CFM)			
208-GE-UL-Geopolitics and World Economic System (GWES)			
209-GE-UL-Startup and New Venture Management (SNVM)			
215-GE-UL-Entrepreneurship Lab			
292-Cyber Security			
291-Human Right			

The percentages given below are totals of strongly agree and agree and strongly disagree and disagree (5 & 4 strongly agree and agree and 1 & 2 strongly disagree and disagree).

Sr. No.	Jan to May2020	Semester II	
	Statements	Strongly agree /Agree(In %)	Strongly disagree /Disagree (In %)
1	Adequately covered contemporary topics/ global issues/emerging global and national trends	85.72	14.28
2	Prepares you for the job market.	87.14	12.86
3	Enhances Knowledge of functional areas of management	84.29	15.71
4	Helps in Skills Building -decision making, communication, team building etc.	88.57	11.43
5	Helps in developing application oriented thinking	85.72	14.28
6	Sensitizes you to ethical and professional values	90	10

Students Feedback on Syllabus II A.Y.19-20



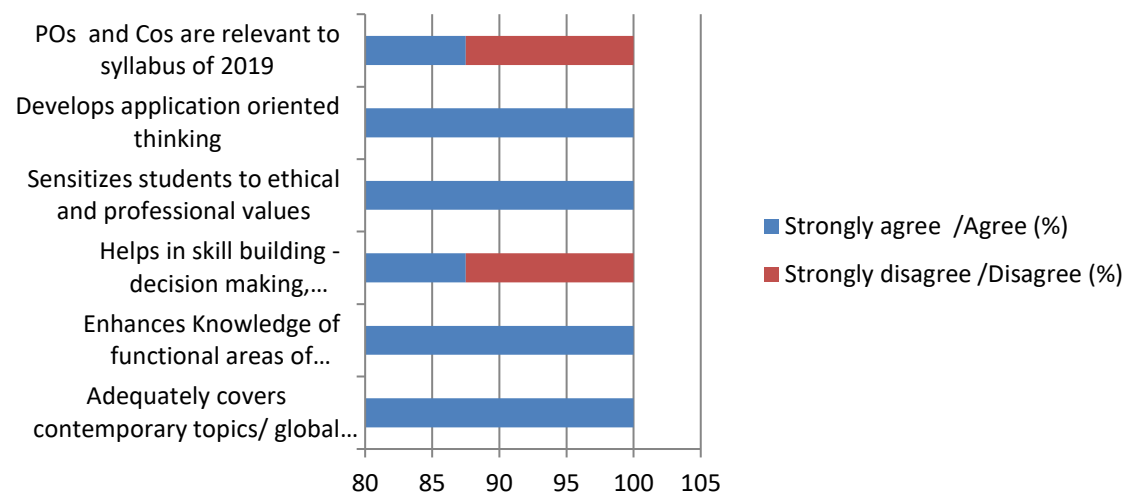
Teachers' feedback

Number of teachers participated in feedback: 04

Feedback of the teachers on the syllabus is collected for semester II. The percentages given below are totals of strongly agree and agree and strongly disagree and disagree (5 & 4 strongly agree and agree and 1 & 2 strongly disagree and disagree).

	Jan to May 2020	Semester II	
Sr. No.	Statements	Strongly agree /Agree (In %)	Strongly disagree /Disagree (In %)
1	Adequately covers contemporary topics/ global issues/emerging global and national trends.	100	0
2	Enhances Knowledge of functional areas of management	100	0
3	Helps in skill building - decision making, communication, team building etc.	87.5	12.5
4	Sensitizes students to ethical and professional values	100	0
5	Develops application oriented thinking	100	0
6	POs and Cos are relevant to syllabus of 2019	87.5	12.5

Teachers Feedback on Syllabus Sem.-II A.Y.19-20



Semester: IV**Number of students enrolled: 57****Number of students participated in the feedback:**

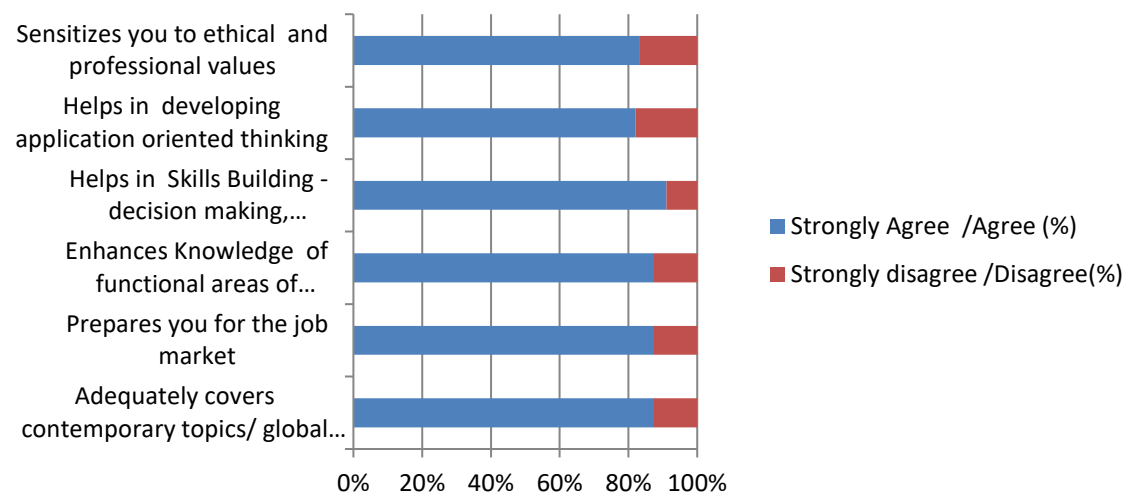
The syllabus offers the following subjects and the feedback was taken for the same:-

Semester-IV		
401 - Managing for Sustainability		
402 – Dissertation		
Skill development - (CSR) -		
492 -Cyber Security		
Marketing Specialization	Finance Specialization	Human Resource Management
403- Services Marketing	403- Indirect Taxation	403- Employment Relations
404- Sales & Distribution Management	404- International Finance	404- Strategic Human Resource Management
405- Retail marketing	406-Financial Modeling using Excel	408- Change Management
413- E-Marketing and Analytics	408- Online Trading of Financial Assets	409- Conflict and Negotiation Management
415- Marketing of Financial Services - II	409- Banking operations-II	410- Lab in CSR
407-Service Operations Management	414-Principles of Insurance	416-Competency Mapping
492 -Cyber Security		

The percentages given below are totals of strongly agree and agree and strongly disagree and disagree (5 & 4 strongly agree and agree and 1 & 2 strongly disagree and disagree).

Sr.No.	Jan to May 2020	Semester IV	
	Statements	Strongly Agree /Agree (In %)	Strongly disagree /Disagree (In %)
1	Adequately covers contemporary topics/ global issues/emerging global and national trends.	87.18	12.82
2	Prepares you for the job market.	87.18	12.82
3	Enhances Knowledge of functional areas of management	87.19	12.81
4	Helps in Skills Building -decision making, communication, team building etc.	91.03	8.97
5	Helps in developing application oriented thinking	82.05	17.95
6	Sensitizes you to ethical and professional values	83.34	16.66

Students Feedback on Syllabus Sem.-IV A.Y. 19-20



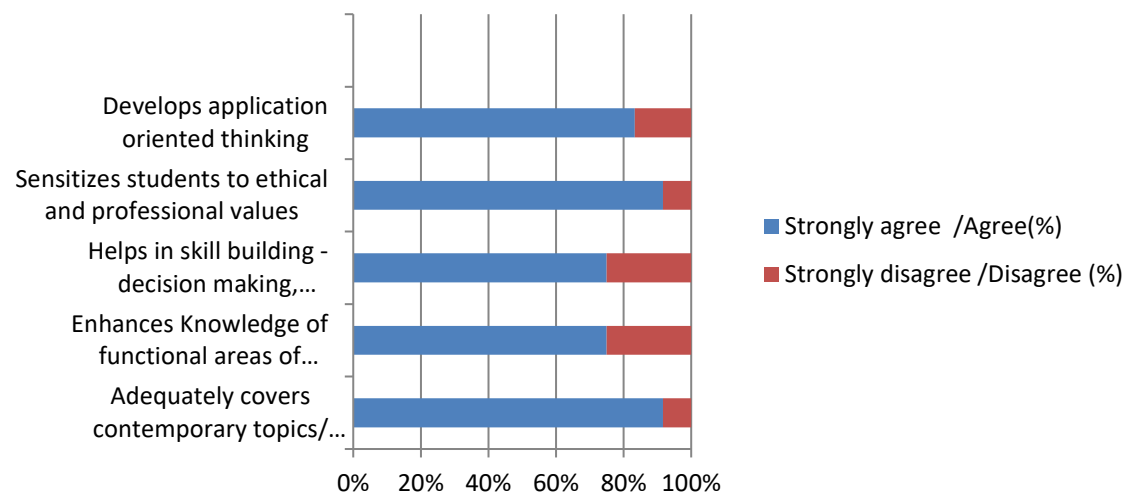
Teachers' feedback

Number of teachers participated in feedback: 06

Feedback of the teachers on the syllabus is collected for semester IV. The percentages given below are totals of strongly agree and agree and strongly disagree and disagree (5 & 4 strongly agree and agree and 1 & 2 strongly disagree and disagree).

	Jan to May 2020	Semester IV	
Sr. No.	Statements	Strongly agree /Agree (In %)	Strongly disagree /Disagree (In %)
1	Adequately covers contemporary topics/ global issues/emerging global and national trends.	91.67	8.33
2	Enhances Knowledge of functional areas of management	75	25
3	Helps in skill building - decision making, communication, team building etc.	75	25
4	Sensitizes students to ethical and professional values	91.67	8.33
5	Develops application oriented thinking	83.34	16.66

Teachers Feedback on Syllabus Sem-IV A.Y. 19-20



- **Alumni feedback:**

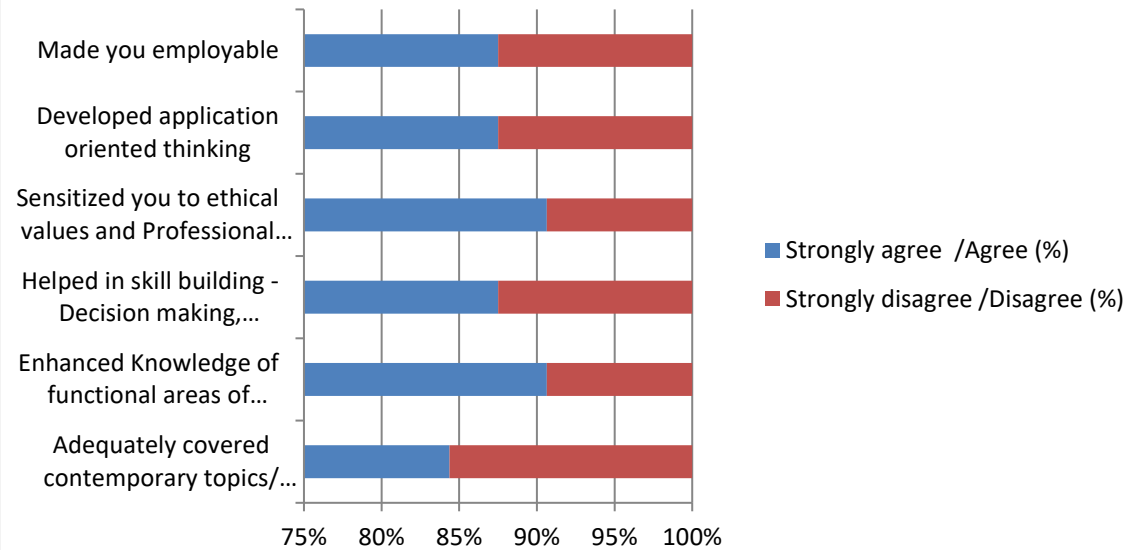
A) Opinion about curriculum of MBA

Total No. of Alumni Feedback: 16

- Alumni feedback is collected once in a year. The percentages given below are totals of strongly agree and agree and strongly disagree and disagree (5 & 4 strongly agree and agree and 1 & 2 strongly disagree and disagree).

	Jan to May 2020		
Sr. No.	Statements	Strongly agree /Agree (In %)	Strongly disagree /Disagree (In %)
1	Adequately covered contemporary topics/ global issues/emerging global and national trends	84.38	15.62
2	Enhanced Knowledge of functional areas of management	90.63	9.37
3	Helped in skill building - Decision making, Communication, Team building etc.	87.5	12.5
4	Sensitized you to ethical values and Professional values	90.63	9.37
5	Developed application oriented thinking	87.5	12.5
6	Made you employable	87.5	12.5

Alumni Feedback A.Y 19-20



B) Opinion about Quality of education at SVIMS:

- The percentages given below are totals of Excellent, V. Good, Good (5, 4, 3 Excellent, V. Good, Good and Fair 2 and, Poor is 1).

	Jan to May 2018	Percentages (%)		
Sr. No.	Statements	Total of Excellent , V.Good , Good	Fair	Poor
1	Value Education	87.50	12.50	0.00
2	Mentoring/Career guidance	87.50	12.50	0.00
3	Infrastructure	81.25	18.75	0.00
4	Certificate/Professional courses offered	68.75	31.25	0.00
5	Co-curricular activities	81.25	12.50	6.25
6	Industry Interactions	75.00	18.75	6.25
7	Quality of Teaching	87.50	6.25	6.25

Employers' feedback

ANALYSIS OF EMPLOYER FEEDBACK FORMS-

Total No. of Employers: 29

The percentage given below are Average, Above average and Excellent (3,4 and 5 respectively), acceptable and below expectations are not shown here.

			Percentages (%)	
Sr.No.	Statements	Average (3)	Above Average (4)	Excellent (5)
1	Communication Skills	19.63	37.15	43.22
2	Technical Skills	32.31	38.31	29.38
3	Analytical Skills	12.6	39.48	47.92
4	Takes Initiatives to get a job done	14.91	41	44.09
5	Sets Priorities	9	33	58
6	Manage Time Effectively	4.3	43.7	52
7	Works Effectively in a Team	4.72	20.49	74.79
8	Demonstrates Leadership Qualities	22	29.22	48.78
9	Understands and Follows Instructions	8.61	36.12	55.27

Parents Feedback: Total No: 74

A) Has the education at SVIMS helped your ward in: [Please put Tick mark in appropriate boxes]

Sr.No.	Particulars	Yes (In %)	No (In %)
1	Becoming More confident	87.17	12.83
2	Improving communication skills	75.00	25
3	Developing a holistic/all round personality	78.38	21.62
4	Becoming More Professional	79.05	20.95
5.	Becoming more employable	72.97	27.03

B) Opinion about the Curriculum and SVIMS

The percentages given below are totals of Excellent, V. Good, Good (5, 4, 3 Excellent, V. Good, Good and Fair is 2, Poor is 1).

Sr.No.	Particulars	Percentage (In %)		Poor	Not Answered
		Total of Excellent , V.Good , Good	Fair		
1	Curriculum offered by SavitirbaiPhule Pune University	86.49	9.46	0.00	4.05
2	Quality of education at SVIMS	83.79	9.46	2.70	4.05
3	Value education/Character building education at SVIMS	79.74	13.51	2.70	4.05
4	Safety aspects	87.84	6.76	1.35	4.05
5	Caring atmosphere	81.08	10.81	2.70	5.41
6	Counselling and Mentoring facilities	70.27	10.81	6.76	12.16
7	Certificate/Professional Courses offered at SVIMS	81.08	10.81	2.70	5.41

8	Infrastructure offered	86.49	8.11	1.35	4.05
9	Extra-curricular activities	83.79	10.81	1.35	4.05
10	Industry interactions	77.04	14.86	4.05	4.05

C)The percentages given below are totals of Excellent, V. Good, Good (5, 4, 3 Excellent, V. Good, Good r,FairPoor is 1and 2).

Sr.No.	Particulars	Rating			
		Total of Excellent , V.Good , Good	Fair	Poor	Not answered
1.	On a scale of 5 how would you rate the Institution	83.78	5.41	1.35	9.46

Analysis:

Feedback on Teachers from students:

- Majority of the students of MBA Part I, Semester II have rated the teaching of faculty members for all the subjects as either very good or excellent. However, the rating does fall below the label of very good for Dr. Smita Iyer and Dr. Abhijeet Kaiwade in case of selective subjects and parameters.
- In case of MBA Part II, Semester IV students too, we observe the same trend as we saw in case of MBA Part I students. A few faculty members who do fall below the rating of very good are: Ms Shruti, Dr Smita Iyer and Dr. Abhijeet Kaiwade.

Feedback on syllabus from students:

- While students of both the years, Part I and Part II agree that the SPPU syllabus adequately enables them to build their domain knowledge of the subject, leads to building new skills, they do seem to be unsatisfied under one outcome. The outcome on which they have rated the SPPU syllabus as below average is, ‘development of application-oriented thinking.’

Feedback from teachers:

A high percentage of teachers strongly agree that the syllabus for Semester II covers the contemporary topics, is strong on domain knowledge of subjects, and leads to building of skills. However, when it comes to the syllabus of MBA II, the rating goes down from 'agree' to a rather of 'disagree' on all the above-listed parameters.

Feedback from Alumni

- Alumni feedback is important to us, as their inputs are helpful for us to improve overall employability of our students.
- Their feedback gives us an insight that they are satisfied with SPPU curriculum and the simultaneous teaching at SVIMS. What they did emphasize on is introduction of additional certificate courses to further increase the employability of students.

Feedback from Parents:

- All parents are satisfied with the education provided at SVIMS. In their feedback, they pointed out that our infrastructure and facilities provided are of highest grade.

- **Feedback from Employers:**

- Employers are of a view that major percentage of our students is effective when working in teams.
- For selective number of students, they have pointed out that they do need to hone their communication and technical skills. This trend is evident since major percentage of employers has rated our students either as average or above average in these skills.

Action Plan:-

- **Faculty Feedback:**

Post feedback analysis, the Director had one-on-one interaction with all the faculty members. When it came to Dr. Iyer, she counseled her and suggested her to use modern aids of teaching, adjust the pace of her teaching to that of grasping power of the students. While to Dr Abhijeet, her suggestion was that he focuses on achievement of both, Course outcomes and Programme outcomes as laid by SPPU.

Feedback of all other Stakeholders:

A meeting of admin staff and faculty members along with the Director was called for, by Ms Vaishali Patil to discuss the analysis of feedback received from alumni, parents, and employers. The suggestions that emerged from this meeting are:

- a. Introduce certificate courses in Tally and IELTS since they will assist in increasing the employability of students. Also, these courses will lead to building on and improving the communication and technical skills of our students as pointed out to be average by our employers.
- b. To further engage the alumni, invite them over for delivering lectures to lead the students into application-oriented thinking.
- c. Inviting parents over to the institution for programmes and events will lead to a better rapport with parents. Thus, efforts need to be taken in increasing the rapport with them.

Action taken:

The institute organized/introduced the following guest lectures, workshops, seminars, and certificate courses for the students to implement the above-mentioned action plan:

Sr.No.	Topic	Resource Person	Date
1	Financial planning using mutual funds.	Dr.VirendraTatake, SEBI financial Trainer	21 st August 2019
2	Consumer Behaviour: An Industry Perspective	Mr.ArunKondpalle	21st August 2019
3	The Application of Labour Laws in manufacturing sector	Mr. Pravin Bhosale, HR, Forbes Marshal	23st August 2019
4	Millennial's, Gen Z and the changes they bring to the workplace	Ms.KarishmaKashikar, Senior executiveSpringer Nature	28th September 2019
5	Human Resources Theory and Practice	Mr. Rahul BagaleDy. Director HR, Faurecia Interiors Systems Pvt. Ltd	12th October 2019

6	Change Management and Leadership	Ms.Pradnya Kulkarni, Regional Head-Talent and Learning, Western Union	14th October 2019
7	Hold their hands and lead them to Success	Ms. Steffi Gard, Senior HR Recruiter at eClerx	05th November 2019
8	Investment Awareness Program	Mr. EsmailColombowala, SEBI financial Trainer	10th February 2020
9	National Level Conference - Social and Economic Trends: Millennial Impact	Dr. Uma Ganesh,CEO, Global Talent Track Mr. ParthajeetSarma ,Author, Innovator, Entrepreneur, Architect Mumbai Dr.GayatriPhadke Senior Practice Consultant, Tata Management Training centre Ms. Neha Shrimal ,Corporate Trainer and Self-defense Coach Dr. Ajay Kolhatkar ,Senior Practice Consultant Tata Management Training Centre Mr.DiptaunshPardeshi -Founder and Director, Five Figures Marketing Solution and Consultancy Mr. ManavLalwani VP, Product Development American Spraytech Ms. Nikita Bhargava -Kanpur Business Development Manager,Solar Press Solutions in Printing Mr. Himanshu Art of Living Mr.RobinBanerjee,MD,Caprihans, Mumbai Mr. RatanPratap-Mumbai Bollywood Anchor and TV Host Mr. SagarPapneja-Hydrabad Co-Founder “TWAD Teach With A Difference	6 th and 7 th March 2020
10	State Level Workshop -Incubation and Innovation: Fostering Entrepreneurship in Higher Education 2020	Mr. Ashok Pattaar, Academician and Trainer Dr. Santosh Lomate,Principal Matoshri College ,Nanded Dr. Prashant Shingare, Business Head, Emerson Network Power India Mr. Anil Gupte,Founder and Director ‘Podrone’ Mr. VivekKanade, COO for EDP of Kul Foundation Dr. Bharti Dole,IPR and Management Consultant,Pune Mr.Amit Sharma,Manager Bank of Maharashtra for MSME Mr.Jabbar Shaikh ,Manager Bank of Maharashtra for MSME Mr. Shrikant Mandle, Program officer MSED Dr. Parag Kalkar Dean, Commerce and Management, SPPU, Pune	28 th and 29 th February 2020
	Certificate course Introduced		
1.	Tally		9 th October 2019
2.	IELTS		30 th September 2019

Consolidated Report on Stakeholders' Feedback

For Academic session Jul to Dec 2019

Stakeholders from whom feedback is collected

Students

Teachers

Parents

Alumni

Employers

Policy:

1. The feedback from students covers two aspects:

i. Effectiveness of teachers

ii. Satisfaction with syllabus

- Students' feedback is collected after every semester.

2. Teachers

- Taken every semester

3. Employers

- Feedback from employers is mainly on attributes displayed by interning students. The curriculum is expected to help students develop competencies and certain positive work attributes, hence these have been focused upon.

4. Feedback of Employers, Alumni and Parents is collected once every year. Number of employers, parents and alumni varies from year to year and is mainly based on their availability and convenience.

Students'feedback on Effectiveness of teachers

Semester –I

Total students enrolled: 50

Feedback collected fromStudents:45

The percentages given below represent totals of Excellent and V.Good ratings (5 and 4 Ratings) only.

Sr. No	Parameters	Percentages									
		Vaishali Patil (101)	DrSupriya(102)	Dr.Smita (103)	Dr.Abhijit (104)	Mr. Sidhwani (105)	Dr.Abhijit (106)	VaishaliDhawane (109)	Bindiya (111)	Dr.Smita (112)	Dr.Abhijit (116)
1	Faculty has well planned sessions	93.33	95.56	80.00	97.78	86.67	95.56	91.11	88.89	84.44	91.11
2	Faculty is a good motivator	95.56	95.56	73.33	97.78	88.89	95.56	91.11	93.33	84.44	88.89
3	Modern teaching aids,power point presentations,Web-resources,etc.are used by the faculty	93.33	95.56	84.44	95.56	91.11	95.56	88.89	88.89	82.22	86.67
4	Is patient in handling questions	93.33	95.56	75.56	95.56	86.67	95.56	86.67	88.89	82.22	86.67
5	Adjusts pace of class to the students level of understanding	93.33	95.56	77.78	95.56	86.67	95.56	93.33	88.89	84.44	86.67
6	Faculty effectively directs and stimulates discussion	91.11	93.33	80.00	95.56	88.89	97.78	95.56	88.89	82.22	86.67
7	Faculty keeps a good balance between theory and application	91.11	93.33	77.78	93.33	86.67	95.56	84.44	82.22	73.33	82.22
8	Faculty shows availability beyond normal classes	93.33	95.56	84.44	97.78	88.89	97.78	88.89	86.67	80.00	84.44
9	Faculty shares latest information related to the course	88.89	95.56	84.44	97.78	91.11	97.78	91.11	84.44	77.78	80.00
10	Sensible assignments are given by the faculty	93.33	93.33	75.56	93.33	88.89	93.33	88.89	80.00	77.78	82.22
11	Faculty is regular and punctual in Class	88.89	93.33	80.00	93.33	84.44	95.56	86.67	82.22	80.00	82.22
12	Faculty has a good Class control	95.56	95.56	84.44	97.78	88.89	97.78	88.89	86.67	80.00	84.44
13	Faculty completes syllabus on time	93.33	95.56	80.00	95.56	91.11	95.56	91.11	86.67	75.56	84.44

Students'Feedback on Syllabus

Semester: I

Number of students enrolled: 50

Feedback collected from Students: 48

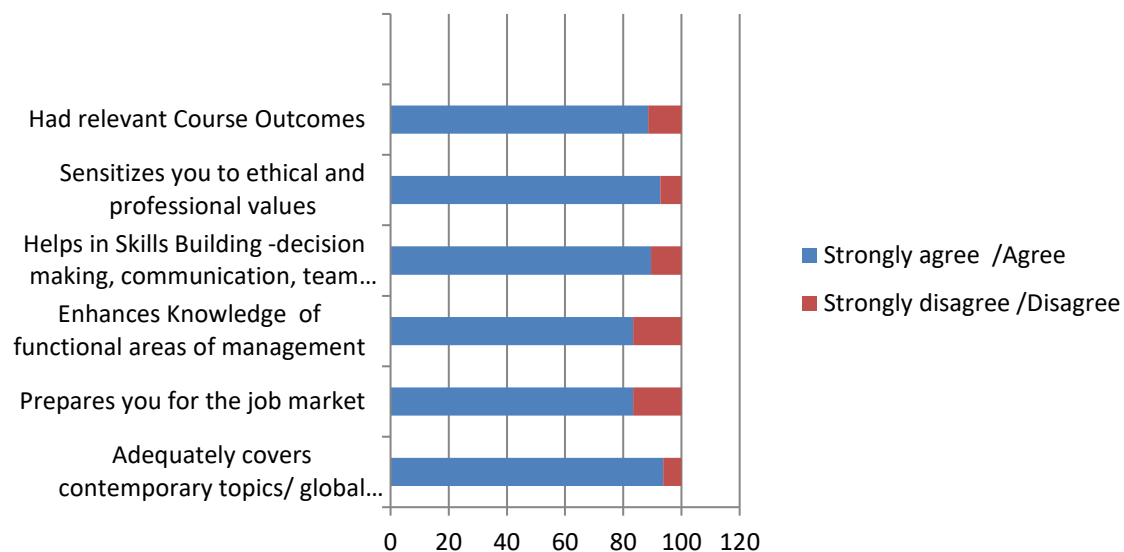
Feedback has been taken of following courses offered in semester I

101-(GC)- Managerial Accounting	109- (UL)-Entrepreneurship Development
102-(GC)Organizational Behavior	111- (UL)-Legal Aspects of Business
103-(GC)-Economic analysis of Business decisions	112- (UL)-Demand Analysis and Forecasting
104-(GC)- Business Research Methods	116- (IL)Ms-Excel
105- -(GC)-Basics of Marketing	191- Cyber Security Module-I
106--(GC)-Digital Business	

The percentages given below are totals of strongly agree and agree and strongly disagree and disagree (5 & 4 ratings are for strongly agree and agree respectively and 1 & 2 ratings are for strongly disagree and disagree). (Neither agree nor disagree figures are divided into strongly agree and strongly disagree)

Sr. No	Jul to Dec 2019	Semester I (In %)	
		Strongly agree /Agree	Strongly disagree /Disagree
1	Adequately covers contemporary topics/ global issues/emerging global and national trends.	93.75	6.25
2	Prepares you for the job market.	83.33	16.67
3	Enhances Knowledge of functional areas of management	83.33	16.67
4	Helps in Skills Building -decision making, communication, team building etc.	89.58	10.42
5	Helps in developing application- oriented thinking	86.46	13.54
6	Sensitizes you to ethical and professional values	92.71	7.29
7	Had relevant Course Outcomes	88.54	11.46

Students' Feedback on Syllabus Sem-I 19-20



Teachers' Feedback on Subjects:

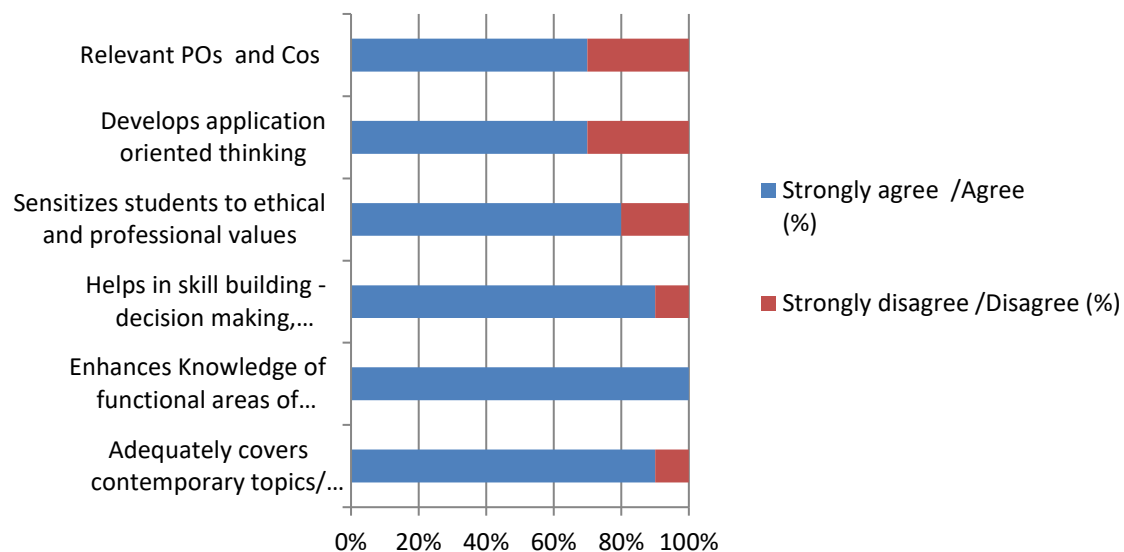
Total: 5

Feedback of the teachers on the syllabus is collected for semester I . The percentages given below are totals of strongly agree and agree and strongly disagree and disagree (5 & 4 strongly agree and agree and 1 & 2 strongly disagree and disagree. Neither agree nor disagree figures are divided into strongly agree and strongly disagree)

SEM-I

Jul to Dec 2019		Semester I	
Sr. No.	Statements	Strongly agree /Agree (%)	Strongly disagree /Disagree (%)
1	Adequately covers contemporary topics/ global issues/emerging global andnational trends	90	10
2	Enhances Knowledge of functional areas of management	100	0
3	Helps in skill building - decision making, communication, team building etc.	90	10
4	Sensitizes students to ethical and professional values	80	20
5	Develops application oriented thinking	70	30
6	Relevant POs and Cos	70	30

Teachers Feedback Sem-I-19-20



Analysis:**Feedback from students:**

- From MBA-Part I Sem. I, majority of the students are highly satisfied with the teaching of all the teachers. Which shows that all the teachers are efficient in teaching
- Students are highly satisfied with all the teachers because they are arranging guest lecturers from industry experts, arranging seminars, conferences, and workshops for the students. In addition, teachers are motivating students to take part in various curricular and extracurricular activities.

Feedback on syllabus:

- According to Majority of the student's opinion, it was found that current syllabus is effective and covers contemporary topics of national and global trends, helps in team building and in developing application oriented thinking.
- Based on teacher's feedback it was observed that current syllabus covers contemporary topics, global and national trends. All the teachers agreed on the fact that SPPU curriculum enhances knowledge of functional areas of management and helps in skill and team building of students. Teachers are given low rating for two parameters; such as syllabus covers, application oriented thinking and relevant Pos and cos.

Action Taken:-

- Feedback analysis report presented to Director. Based on feedback Director informed all faculty members to add more case studies, conduct group discussion, and debate in the class so that students can develop application oriented thinking.

Students' Feedback on Effectiveness of Teachers Semester –III (Common Subjects)**Total Students Enrolled: 57****Feedback collected from Students: 52**

The percentages given below represent totals of Excellent and V. Good ratings (5&4 ratings) only.

Sr.No.	Parameters	Percentages		
		Kishor (301)	Bindiya (302)	Vaishali D. (303)
1	Faculty has well planned sessions	61.54	65.38	59.62
2	Faculty is a good motivator	42.31	61.54	59.62
3	Modern teaching aids, power point presentations, Web-resources, etc. are used by the faculty	63.46	67.31	55.77
4	Is patient in handling questions	59.62	51.92	55.77
5	Adjusts pace of class to the students level of understanding	48.08	50.00	53.85
6	Faculty effectively directs and stimulates discussion	53.85	53.85	51.92
7	Faculty keeps a good balance between theory and application	50.00	51.92	40.38
8	Faculty shows availability beyond normal classes	42.31	55.77	55.77
9	Faculty shares latest information related to the course	53.85	55.77	53.85
10	Sensible assignments are given by the faculty	51.92	42.31	59.62
11	Faculty is regular and punctual in Class	61.54	71.15	59.62
12	Faculty has a good Class control	50.00	63.46	53.85
13	Faculty completes syllabus on time	61.54	71.15	65.38

Student feedback on effectiveness of teachers**Semester –III (Finance specialization)****Total students:28****Total Feedback: 27**

The percentages given below represent totals of Excellent and Good ratings (5 and 4 ratings) only.

Sr.No.	Parameters	Percentages					
		CA Pillai 305	Vaishali P 306	Vaishali P 307	VaishaliP -309	VaishaliP- 313	VaishaliP- 316
1	Faculty has well planned sessions	59.26	74.07	74.07	81.48	81.48	77.78
2	Faculty is a good motivator	44.44	77.78	77.78	77.78	74.07	70.37
3	Modern teaching aids,power point presentations,Web-resources,etc.are used by the faculty	44.44	74.07	66.67	66.67	70.37	66.67
4	Is patient in handling questions	55.56	70.37	70.37	77.78	77.78	70.37
5	Adjusts pace of class to the students level of understanding	51.85	74.07	70.37	74.07	74.07	74.07
6	Faculty effectively directs and stimulates discussion	48.15	66.67	66.67	70.37	62.96	55.56
7	Faculty keeps a good balance between theory and application	44.44	59.26	59.26	62.96	59.26	62.96
8	Faculty shows availability beyond normal classes	48.15	66.67	62.96	70.37	70.37	62.96
9	Faculty shares latest information related to the course	59.26	74.07	66.67	77.78	74.07	66.67
10	Sensible assignments are given by the faculty	37.04	59.26	55.56	55.56	59.26	55.56
11	Faculty is regular and punctual in Class	59.26	77.78	70.37	74.07	74.07	70.37
12	Faculty has a good Class control	33.33	55.56	55.56	62.96	59.26	55.56
13	Faculty completes syllabus on time	62.96	74.07	74.07	81.48	81.48	74.07

Student feedback on effectiveness of teachers**Semester –III(HR specialization)****Total Student Enrolled: 17****Total students:13**

The percentages given below represent totals of Excellent and V.Good ratings (5 and 4 ratings) only.

Sr.No.	Parameters	Vaishali D 306	Supriya- 314	Supriya- 315	Supriya- 316	Vaishali- 318
1	Faculty has well planned sessions	84.62	92.31	92.31	92.31	92.31
2	Faculty is a good motivator	84.62	100.00	100.00	100.00	92.31
3	Modern teaching aids,power point presentations,Web-resources,etc.are used by the faculty	76.92	84.62	84.62	84.62	84.62
4	Is patient in handling questions	84.62	84.62	92.31	92.31	84.62
5	Adjusts pace of class to the students level of understanding	84.62	76.92	76.92	76.92	84.62
6	Faculty effectively directs and stimulates discussion	76.92	84.62	84.62	84.62	69.23
7	Faculty keeps a good balance between theory and application	84.62	69.23	69.23	76.92	84.62
8	Faculty shows availability beyond normal classes	92.31	84.62	84.62	92.31	84.62
9	Faculty shares latest information related to the course	92.31	84.62	84.62	92.31	92.31
10	Sensible assignments are given by the faculty	84.62	84.62	76.92	92.31	84.62
11	Faculty is regular and punctual in Class	84.62	92.31	84.62	92.31	92.31
12	Faculty has a good Class control	92.31	84.62	92.31	84.62	84.62
13	Faculty completes syllabus on time	92.31	92.31	92.31	76.92	84.62

Student feedback on effectiveness of teachers**Semester –III(Marketing specialization)****Total Student Enrolled: 12****Total students:12**

The percentages given below represent totals of Excellent and V.Good ratings (5 and 4 ratings) only.

Sr.No.	Parameters	Percentages					
		Dr.Smita 305	Bindiya- 306	Supriya 310	Bindiya- 312	Dr.smita 315	VaishaliDhawane 318
1	Faculty has well planned sessions	58.33	75.00	66.67	66.67	50.00	16.67
2	Faculty is a good motivator	41.67	83.33	83.33	75.00	41.67	33.33
3	Modern teaching aids,power point presentations,Web-resources,etc.are used by the faculty	58.33	75.00	58.33	58.33	50.00	16.67
4	Is patient in handling questions	50.00	75.00	66.67	58.33	50.00	16.67
5	Adjusts pace of class to the students level of understanding	50.00	75.00	58.33	58.33	41.67	16.67
6	Faculty effectively directs and stimulates discussion	66.67	75.00	75.00	58.33	50.00	16.67
7	Faculty keeps a good balance between theory and application	50.00	66.67	41.67	58.33	41.67	25.00
8	Faculty shows availability beyond normal classes	33.33	58.33	50.00	41.67	33.33	16.67
9	Faculty shares latest information related to the course	66.67	75.00	58.33	58.33	58.33	8.33
10	Sensible assignments are given by the faculty	50.00	58.33	58.33	50.00	41.67	16.67
11	Faculty is regular and punctual in Class	58.33	66.67	58.33	58.33	41.67	16.67
12	Faculty has a good Class control	66.67	83.33	75.00	66.67	58.33	25.00
13	Faculty completes syllabus on time	58.33	75.00	66.67	66.67	50.00	33.33

Feedback on Syllabus

Number of students enrolled:57

Number of students participated in the feedback:42

The syllabus offers the following subjects and the feedback was taken for the same:-

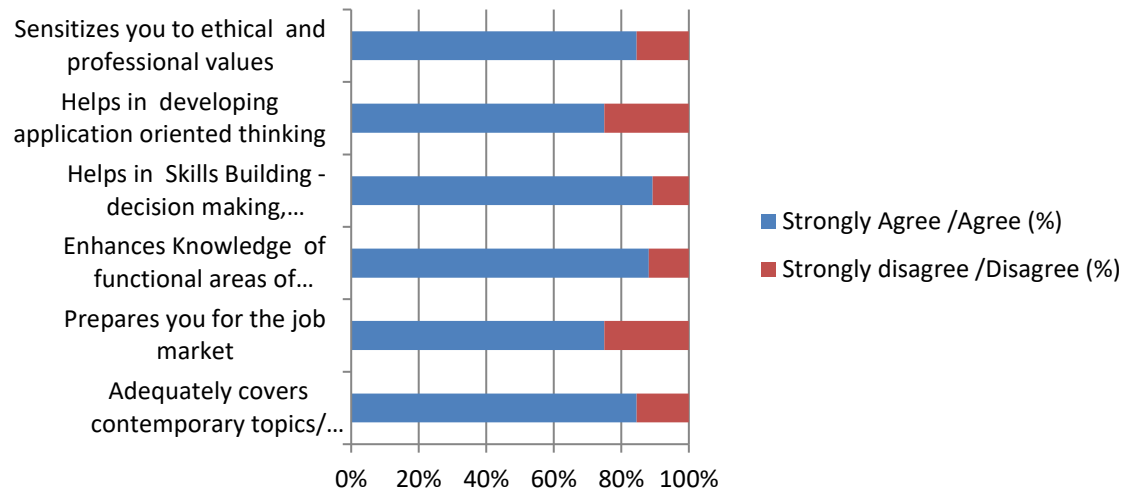
Semester-III		
301- Strategic Management		
302- Enterprise Performance Management		
303- Startup and New Venture Management		
304- Summer Internship Project		
Marketing Specialization	Finance Specialization	Human Resource Management
305-Contemporary Market Research (CMR)	305-Direct Taxation	305- Labour& Social security Laws
306-Consumer behavior	306-Financial System of India, Market and Services	305- Human Resource Accounting & Compensation Management
310-Personal selling	307- Strategic Cost Management	314- Lab in Recruitment and Selection
312-Customer relationship management	309-Corporate Finance	315- Lab in Job Design and Analysis
315-Marketing of Financial Services (MFS)	313-Banking Operations - I	316- Lab in Training
318-Business to Business Marketing	316-Financial Instruments & Derivatives	318- Lab in Personnel Administration & Application Procedures
392- Introduction to cyber security module-III		
Skill Development		

The percentages given below are totals of strongly agree and agree and strongly disagree and disagree (5 & 4 strongly agree and agree and 1 & 2 strongly disagree and disagree. Neither agree nor disagree figures are equally divided into strongly agree and strongly disagree)

Jul to Dec 2019			
Sr.No.	Statements	Semester III	
		Strongly Agree /Agree (%)	Strongly disagree /Disagree (%)
1	Adequately covers contemporary topics/ global issues/emerging global and national trends	84.53	15.47
2	Prepares you for the job market	75.00	25.00
3	Enhances Knowledge of functional areas of management	88.10	11.90
4	Helps in Skills Building -decision making, communication, team building etc	89.29	10.71
5	Helps in developing application oriented thinking	75.00	25.00
6	Sensitizes you to ethical and professional values	84.53	15.47

Students Feedback on Syllabus Sem-III

A.Y. 19-20



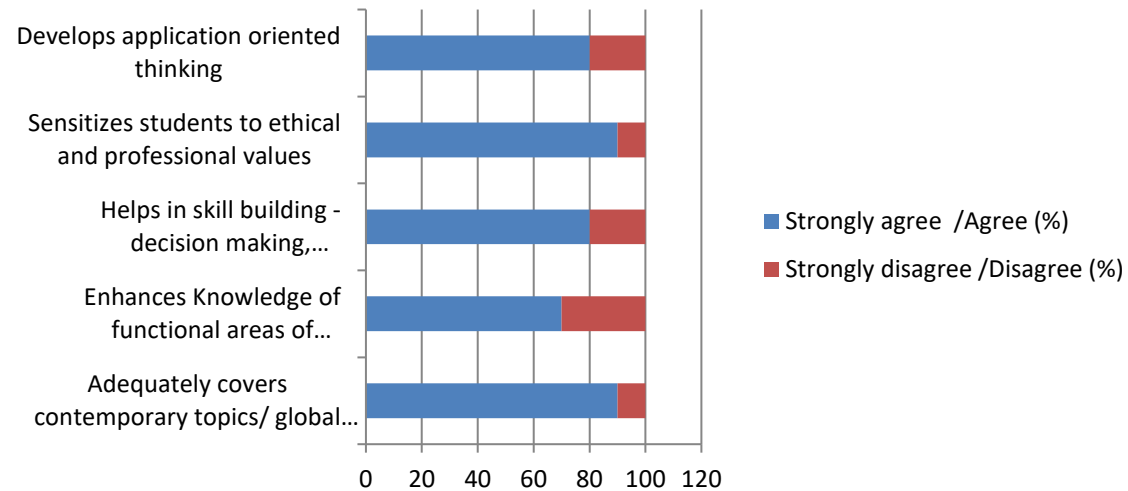
Teachers' feedback: SEM- III**Number of teachers: 05**

Feedback of the teachers on the syllabus is collected for semester I & III. The percentages given below are totals of strongly agree and agree and strongly disagree and disagree (5 & 4 strongly agree and agree and 1 & 2 strongly disagree and disagree. Neither agree nor disagree figures are equally divided into strongly agree and strongly disagree)

SEM-III

Jul to Dec 2018		Semester III	
Sr. No.	Statements	Strongly agree /Agree (%)	Strongly disagree /Disagree (%)
1	Adequately covers contemporary topics/ global issues/emerging global and national trends	90	10
2	Enhances Knowledge of functional areas of management	70	30
3	Helps in skill building - decision making, communication, team building etc.	80	20
4	Sensitizes students to ethical and professional values	90	10
5	Develops application oriented thinking	80	20

Teachers Feedback on Syllabus Sem.III A.Y. 19-20



- Alumni feedback: Collected once in a year therefore not presented here.
- Employers' feedback: Collected once in a year therefore not presented here.

Analysis:

Feedback from students:

- The only parameters that students rated a few faculty members low on were : adjustment of pace of teaching to that of the class, availability of teacher beyond normal class hours and the balance between theory and application.
- An astonishing fact that came out was this: while Ms. Dhawane was rated low on all parameters for subjects under Marketing specialization, she was rated quiet well when it came to subjects of under specialization of HRM.

- All faculty members for Finance and HRM were rated satisfactorily except for CA Sundari Pillai under couple of parameters.
- Under specialization of Marketing, Dr Smita Iyer and ms Vaishali Dhawane were rated low under majority number of parameters. While, Ms Bindiya got a low rating in case of her availability beyond normal class hours.

Feedback on syllabus:

- MBA-II year Students are satisfied with current syllabus of SPPU, as they have given positive rating to all parameters.
- Teachers are satisfied with current syllabus but they have given low rating for one parameters like curriculum enhances knowledge of functional areas of management.

Action Taken

- Feedback analysis report was presented to the Director, and she accordingly counseled Dr. Smita and Ms. Vaishali Dhawane about the teaching methodology. A one-on-one meeting was also held with each faculty member.